



| Municipio de Salvatierra, Gto.<br>Estado Analítico del Ejercicio del Presupuesto de Egresos<br>Clasificación Funcional (Finalidad y Función)<br>Del 1 de Enero al 31 de Diciembre de 2024 |                       |                                     |                         |                       |                       |                           |
|---|-----------------------|-------------------------------------|-------------------------|-----------------------|-----------------------|---------------------------|
| Concepto  | Egresos               |                                     |                         |                       |                       | Subejercicio<br>6 = (3-4) |
|   | Aprobado<br>1         | Ampliaciones/<br>(Reducciones)<br>2 | Modificado<br>3 = (1+2) | Devengado<br>4        | Pagado<br>5           |                           |
| <b>Gobierno</b>   | <b>192,429,097.44</b> | <b>279,741,453.41</b>               | <b>472,170,550.85</b>   | <b>471,367,569.56</b> | <b>464,355,465.57</b> | <b>802,991.29</b>         |
| Legislación   | 14,589,084.78         | -1,264,785.05                       | 13,324,299.73           | 13,324,299.73         | 12,866,178.49         | 0.00                      |
| Justicia  | 1,040,124.03          | -17,809.42                          | 1,022,314.61            | 1,022,314.61          | 1,013,429.53          | 0.00                      |
| Coordinación de la Política de Gobierno   | 21,344,281.60         | -259,788.46                         | 21,084,493.14           | 20,281,521.85         | 19,553,744.41         | 802,991.29                |
| Relaciones Exteriores   | 0.00                  | 0.00                                | 0.00                    | 0.00                  | 0.00                  | 0.00                      |
| Asuntos Financieros y Hacendarios   | 35,819,561.98         | -1,465,724.64                       | 34,353,837.34           | 34,353,837.34         | 34,122,439.25         | 0.00                      |
| Seguridad Nacional  | 0.00                  | 0.00                                | 0.00                    | 0.00                  | 0.00                  | 0.00                      |
| Asuntos de Orden Público y de Seguridad Interior  | 75,734,152.53         | 246,991,022.31                      | 322,725,174.84          | 322,725,174.84        | 322,610,850.15        | 0.00                      |
| Otros Servicios Generales   | 43,901,892.52         | 35,758,518.67                       | 79,660,411.19           | 79,660,411.19         | 74,188,823.74         | 0.00                      |
| <b>Desarrollo Social</b>  | <b>159,795,098.60</b> | <b>143,367,480.67</b>               | <b>303,162,579.27</b>   | <b>294,529,815.09</b> | <b>287,057,133.35</b> | <b>8,632,764.18</b>       |
| Protección Ambiental  | 0.00                  | 4,939,119.88                        | 4,939,119.88            | 4,537,228.40          | 4,537,228.40          | 401,891.48                |
| Vivienda y Servicios a la Comunidad   | 136,972,396.61        | 65,957,985.88                       | 202,930,382.49          | 196,024,650.09        | 193,793,342.66        | 6,905,732.40              |
| Salud   | 11,333,633.91         | 9,006,294.89                        | 20,339,928.80           | 20,339,928.80         | 15,778,125.84         | 0.00                      |
| Recreación, Cultura y Otras Manifestaciones Sociales  | 4,259,681.13          | 63,470,593.60                       | 67,730,264.73           | 66,405,124.43         | 66,347,146.76         | 1,325,140.30              |
| Educación   | 1,338,712.08          | 207,681.37                          | 1,546,393.45            | 1,546,393.45          | 1,519,047.85          | 0.00                      |
| Protección Social   | 1,468,686.30          | -357,848.05                         | 1,110,838.25            | 1,110,838.25          | 1,095,346.91          | 0.00                      |
| Otros Asuntos Sociales  | 4,421,988.57          | 143,663.10                          | 4,565,651.67            | 4,565,651.67          | 3,985,894.93          | 0.00                      |
| <b>Desarrollo Económico</b>   | <b>17,841,045.40</b>  | <b>11,043,808.41</b>                | <b>28,884,853.81</b>    | <b>28,884,853.81</b>  | <b>28,593,941.96</b>  | <b>0.00</b>               |
| Asuntos Económicos, Comerciales y Laborales en General  | 2,403,230.37          | -938,214.45                         | 1,465,015.92            | 1,465,015.92          | 1,456,160.33          | 0.00                      |
| Agropecuaria, Silvicultura, Pesca y Caza  | 4,366,189.13          | 5,104,664.79                        | 9,470,853.92            | 9,470,853.92          | 9,444,447.37          | 0.00                      |
| Combustibles y Energía  | 0.00                  | 0.00                                | 0.00                    | 0.00                  | 0.00                  | 0.00                      |
| Minería, Manufacturas y Construcción  | 0.00                  | 0.00                                | 0.00                    | 0.00                  | 0.00                  | 0.00                      |
| Transporte  | 0.00                  | 0.00                                | 0.00                    | 0.00                  | 0.00                  | 0.00                      |
| Comunicaciones  | 0.00                  | 0.00                                | 0.00                    | 0.00                  | 0.00                  | 0.00                      |
| Turismo   | 11,071,625.90         | 6,877,358.07                        | 17,948,983.97           | 17,948,983.97         | 17,693,334.26         | 0.00                      |
| Ciencia, Tecnología e Innovación  | 0.00                  | 0.00                                | 0.00                    | 0.00                  | 0.00                  | 0.00                      |
| Otras Industrias y Otros Asuntos Económicos   | 0.00                  | 0.00                                | 0.00                    | 0.00                  | 0.00                  | 0.00                      |
| <b>Otras no Clasificadas en Funciones Anteriores</b>  | <b>6,987,052.80</b>   | <b>648,751.51</b>                   | <b>7,635,804.31</b>     | <b>7,635,804.31</b>   | <b>7,604,819.81</b>   | <b>0.00</b>               |
| Transacciones de la Deuda Pública / Costo Financiero de la Deuda  | 0.00                  | 0.00                                | 0.00                    | 0.00                  | 0.00                  | 0.00                      |
| Transferencias, Participaciones y Aportaciones Entre Diferentes Niveles y Ordenes de Gobierno   | 6,987,052.80          | 648,751.51                          | 7,635,804.31            | 7,635,804.31          | 7,604,819.81          | 0.00                      |
| Saneamiento del Sistema Financiero  | 0.00                  | 0.00                                | 0.00                    | 0.00                  | 0.00                  | 0.00                      |
| Adeudos de Ejercicios Fiscales Anteriores   | 0.00                  | 0.00                                | 0.00                    | 0.00                  | 0.00                  | 0.00                      |
| <b>Total del Gasto</b>  | <b>377,052,294.24</b> | <b>434,801,494.00</b>               | <b>811,853,788.24</b>   | <b>802,418,032.77</b> | <b>787,611,360.69</b> | <b>9,435,755.47</b>       |


\*Bajo protesta de decir verdad declaramos que los Estados Financieros y sus notas, son razonablemente correctos y son responsabilidad del Emisor




DR. José Daniel Sámano Jiménez  
Presidente-Municipal



ING. G.E. Marisol Alvarado Barrera  
Síndico Municipal



C.P. Eladio Mora Valencia  
Tesorero Municipal



TESORERIA MUNICIPAL  
H. AYUNTAMIENTO